KLEFER

Automatic Lift Doors

ΠΟΡΤΑ ΚΕΝΤΡΙΚΗ 4ΦΥΛΛΗ
4 PANEL CENTRE PARTING DOOR



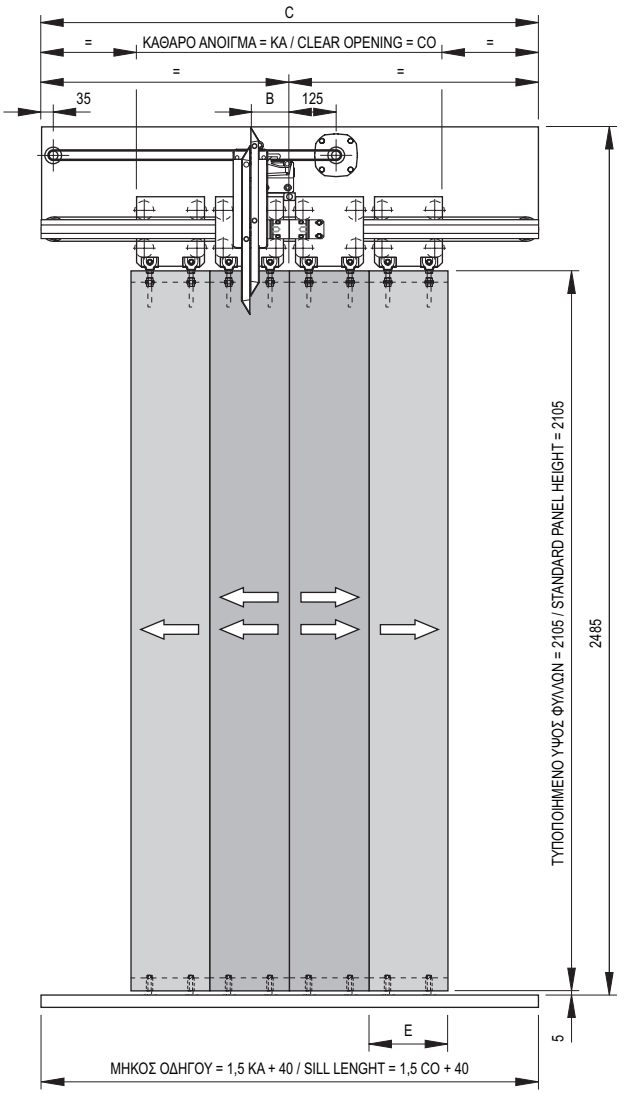

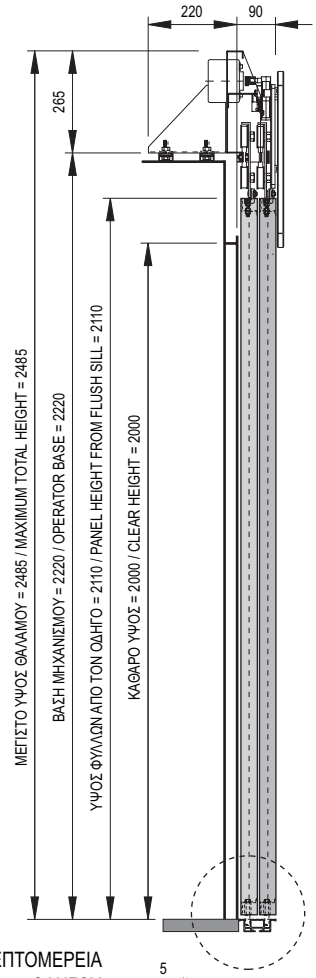

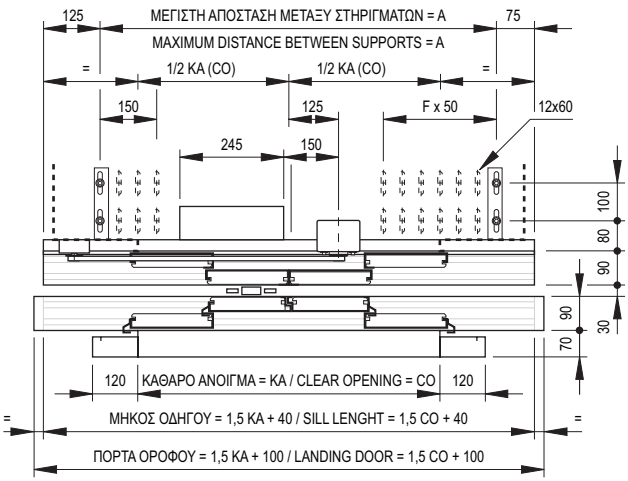

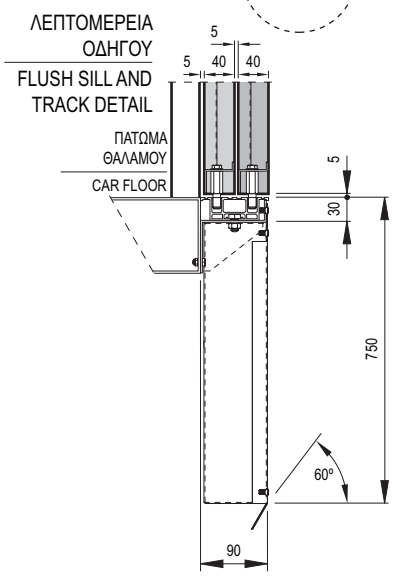

	Ένας Κινητήρας / One Motor						
KA / CO	600	650	700	750	800	900	1000
A	750	825	900	975	1050	1200	1350
B	100	100	100	100	100	100	160
C	980	1025	1100	1175	1250	1400	1550
E	170	182,5	195	207,5	220	245	270
F	4	4	5	5	6	6	7
ΧΡΟΝΟΣ / TIME (s)	1,22	1,27	1,32	1,37	1,41	1,5	1,58
ΒΑΡΟΣ / WEIGHT (Kg)	61,5	67	72	77	82	92,5	102,5

ΠΟΡΤΑ ΘΑΛΑΜΟΥ ΚΕΝΤΡΙΚΗ 4ΦΥΛΛΗ
4 PANEL CENTRE PARTING CAR DOOR

VVVF

KLEFER Automatic Lift Doors

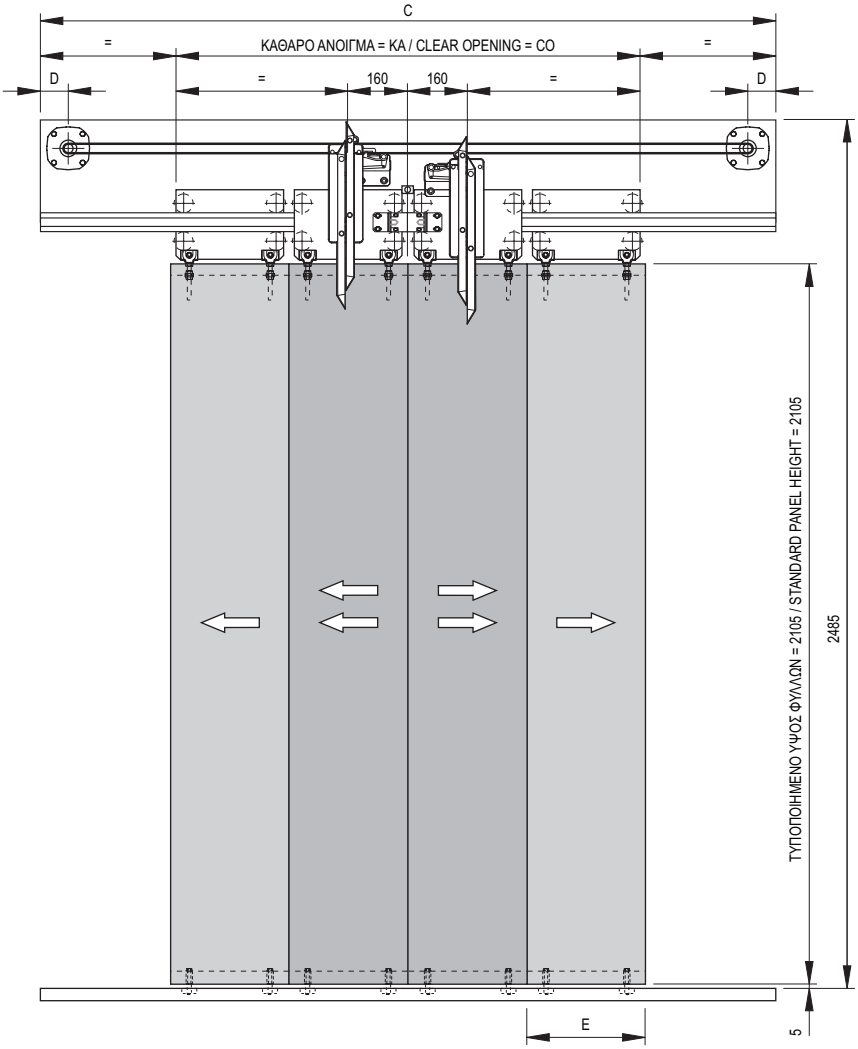

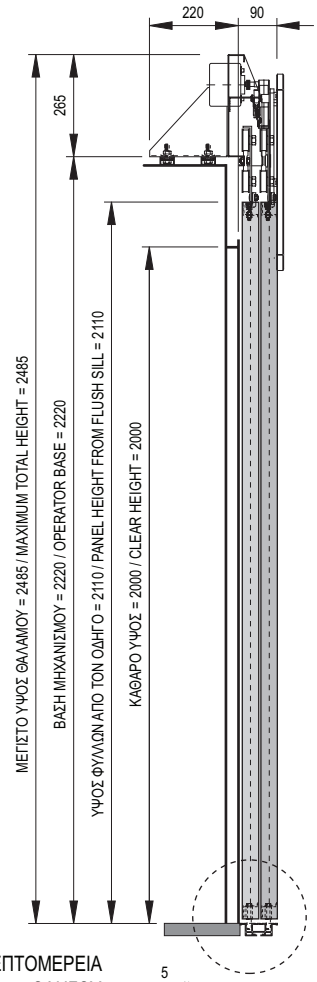

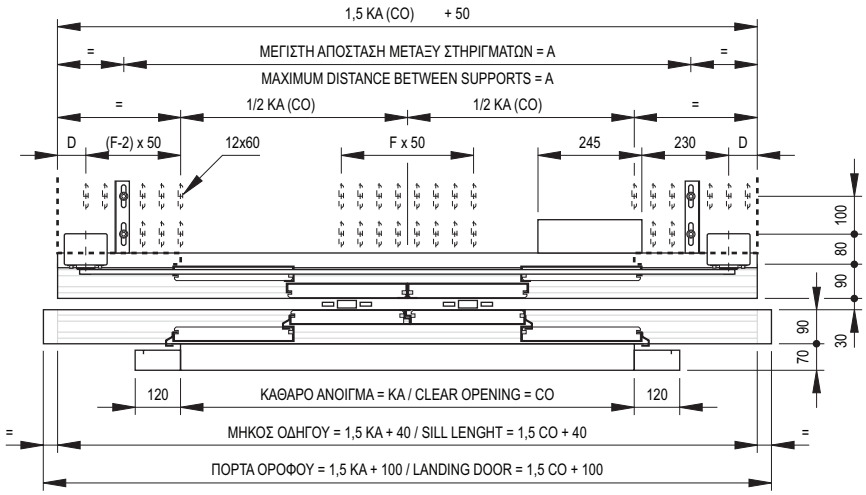

ΛΕΠΤΟΜΕΡΕΙΑ ΟΔΗΓΟΥ
FLUSH SILL AND TRACK DETAIL

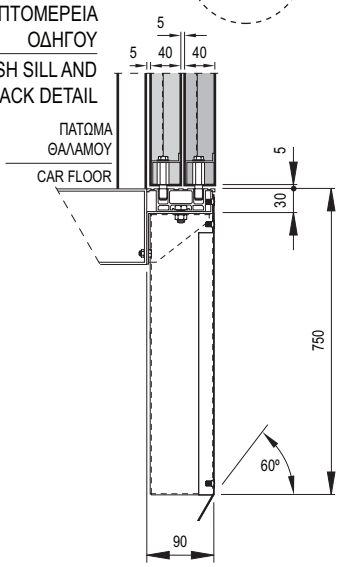

	Δύο Κινητήρες / Two Motors																			
KA / CO	1100	1200	1300	1400	1500	1600	1700	1800	1900	2000	2100	2200	2300	2400	2500	2600	2700	2800	2900	3000
A	1500	1400	1550	1700	1850	2000	2150	2300	2450	2600	2750	2900	3050	3200	3350	3500	3650	3800	3950	4100
C	1700	1850	2000	2150	2300	2450	2600	2750	2900	3050	3200	3350	3500	3650	3800	3950	4100	4250	4400	4550
D	88	88	88	125	125	125	175	175	225	225	277	277	325	325	375	375	425	425	475	475
E	295	320	345	370	395	420	445	470	495	520	545	570	595	620	645	670	695	720	745	770
F	4	4	4	4	4	5	5	5	5	5	5	5	5	5	5	5	5	5	5	5
ΧΡΟΝΟΣ / TIME (s)	1,66	1,73	1,8	1,87	1,94	2	2,06	2,12	2,18	2,24	2,29	2,35	2,4	2,45	2,5	2,55	2,6	2,65	2,7	2,75
ΒΑΡΟΣ / WEIGHT (kg)	113	123	133,5	143,5	154	164	174,5	184,5	195	205	215,5	225,5	236	246	256,5	266,5	277	287	297,5	307,5

Πόρτα με μία κλειδαριά
Door with one locking device

*: ΣΤΗ ΘΕΣΗ ΑΝΟΙΓΜΑΤΟΣ Η ΚΛΕΙΔΑΡΙΑ ΠΡΟΕΞΕΧΕΙ 40 mm ΣΤΟ ΑΝΟΙΓΜΑ 600 ΚΑΙ 15 mm ΣΤΟ 700.
*: IN OPEN DOOR POSITION, THE LOCKING DEVICE STICKS OUT 40 mm IN CO 600 AND 15 mm IN CO 700.

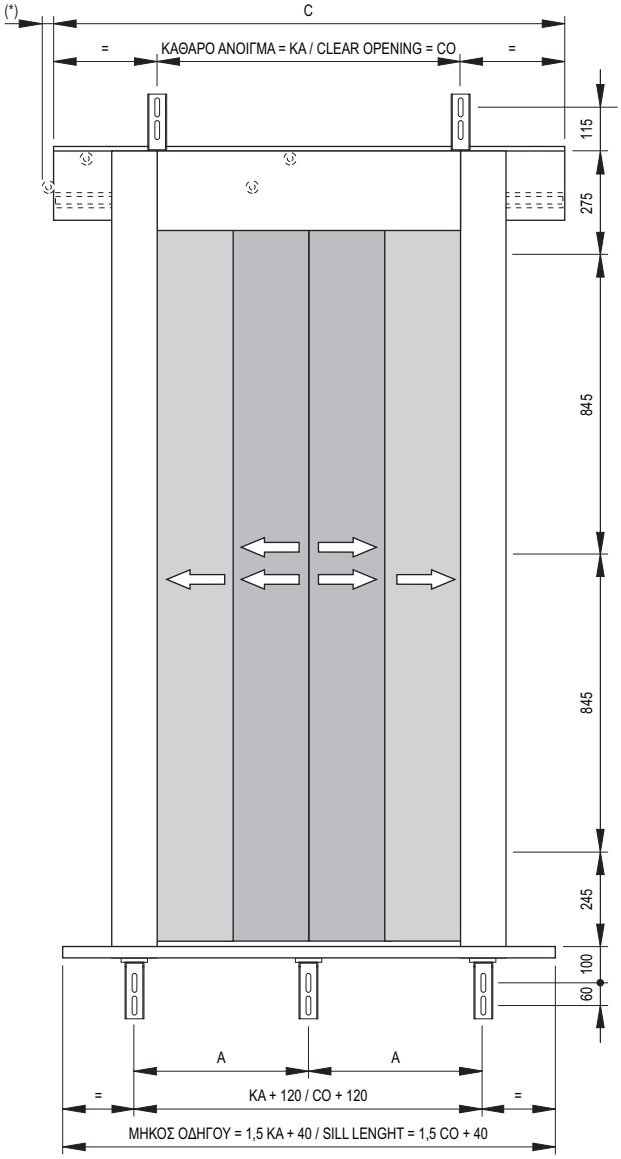

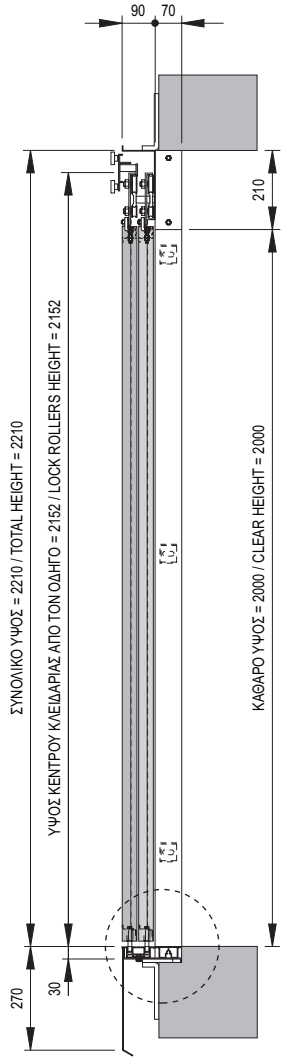

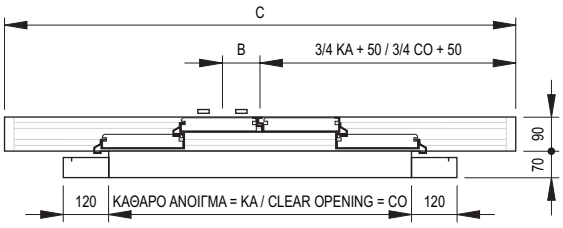

ΛΕΠΤΟΜΕΡΕΙΑ ΟΔΗΓΟΥ

FLUSH SILL AND TRACK DETAIL

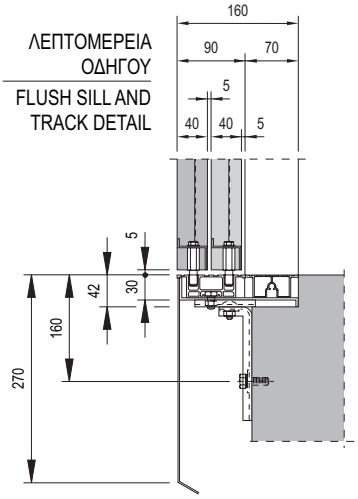

ΚΑ / CO	600	650	700	750	800	900	1000	1100
A	360	385	410	435	460	340	373	407
B	100	100	100	100	100	100	160	160
C	1000	1075	1150	1225	1300	1450	1600	1750
S	3	3	3	3	3	4	4	4
T	5	5	5	5	5	6	6	6

S: Αριθμός στηριγμάτων για κατωκάσι. T: Αριθμός στηριγμάτων συνολικά.
S: Number of supports for sill support. T: Total number of supports.

ΠΟΡΤΑ ΟΡΟΦΟΥ ΚΕΝΤΡΙΚΗ 4ΦΥΛΛΗ
4 PANEL CENTRE PARTING LANDING DOOR

KLEFER Automatic Lift Doors

Πόρτα με δύο κλειδαριές
Door with two locking device

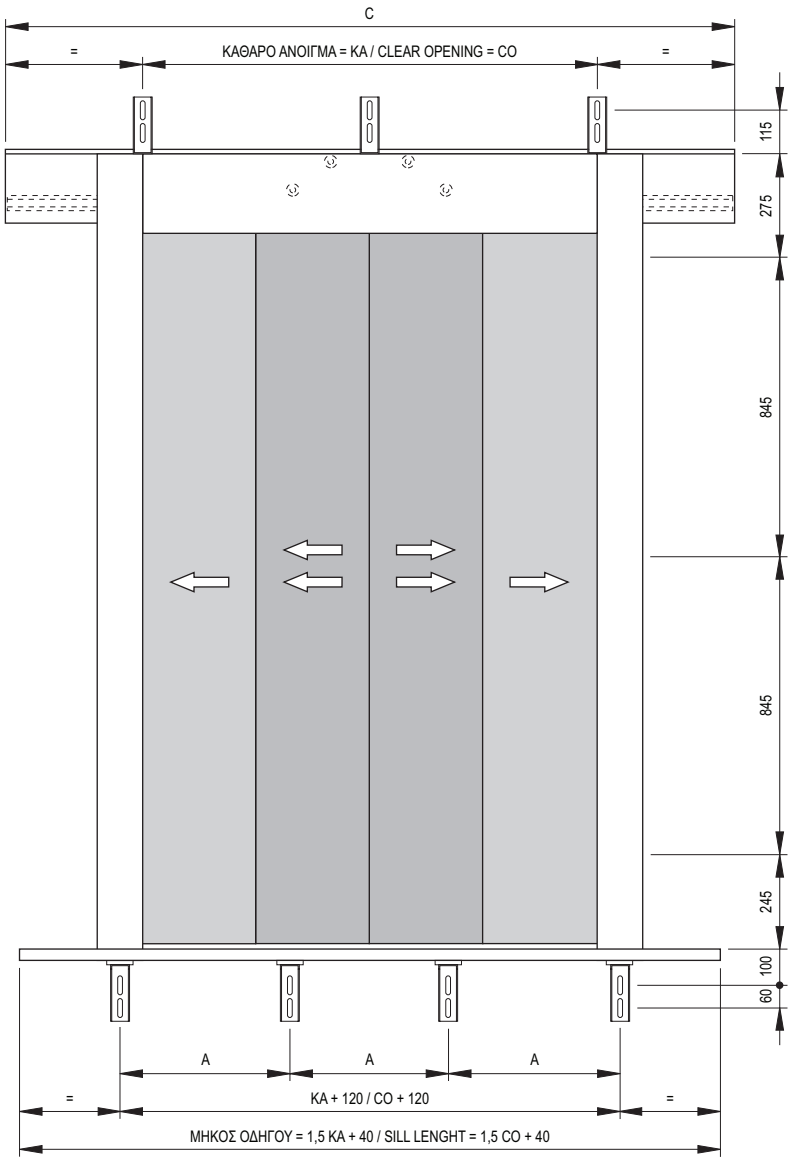

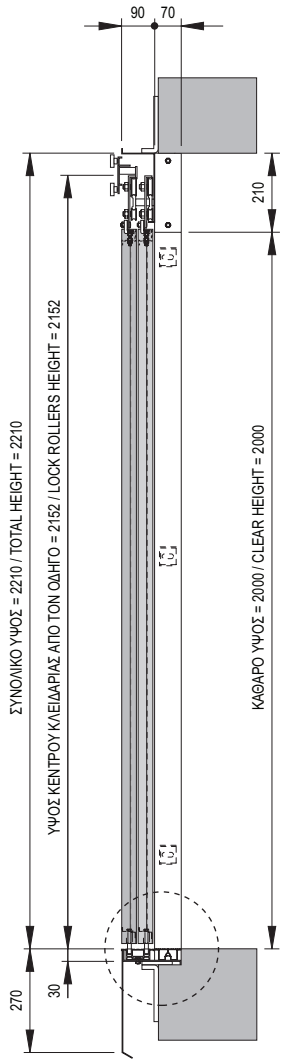

ΛΕΠΤΟΜΕΡΕΙΑ ΟΔΗΓΟΥ
FLUSH SILL AND TRACK DETAIL

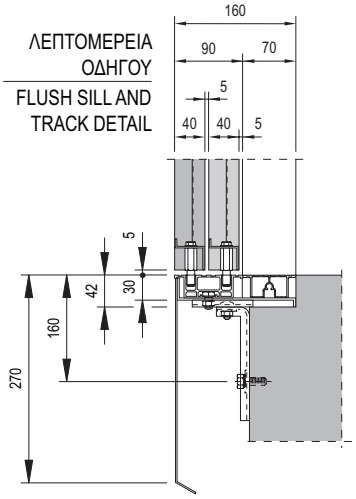

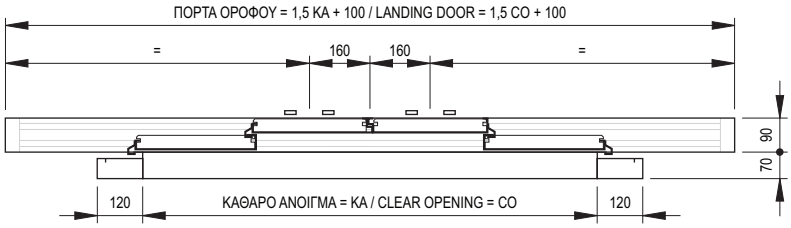

KA / PL	1200	1300	1400	1500	1600	1700	1800	1900	2000	2100	2200	2300	2400
A	330	355	380	324	344	364	384	404	353	370	387	403	360
C	1900	2050	2200	2350	2500	2650	2800	2950	3100	3250	3400	3550	3700
S	5	5	5	6	6	7	7	7	8	8	8	9	9
T	8	9	9	10	10	11	12	12	14	14	14	15	16

S: Αριθμός στηριγμάτων για κατωκάσι. T: Αριθμός στηριγμάτων συνολικά.
S: Number of supports for sill support. T: Total number of supports.

Πόρτα με φαρδύ κάσωμα και μία κλειδαριά
Door with infill panels and one locking device

*: ΣΤΗ ΘΕΣΗ ΑΝΟΙΓΜΑΤΟΣ Η ΚΛΕΙΔΑΡΙΑ ΠΡΟΕΞΕΧΕΙ 40 mm ΣΤΟ ΑΝΟΙΓΜΑ 600 ΚΑΙ 15 mm ΣΤΟ 700.
*: IN OPEN DOOR POSITION, THE LOCKING DEVICE STICKS OUT 40 mm IN CO 600 AND 15 mm IN CO 700.

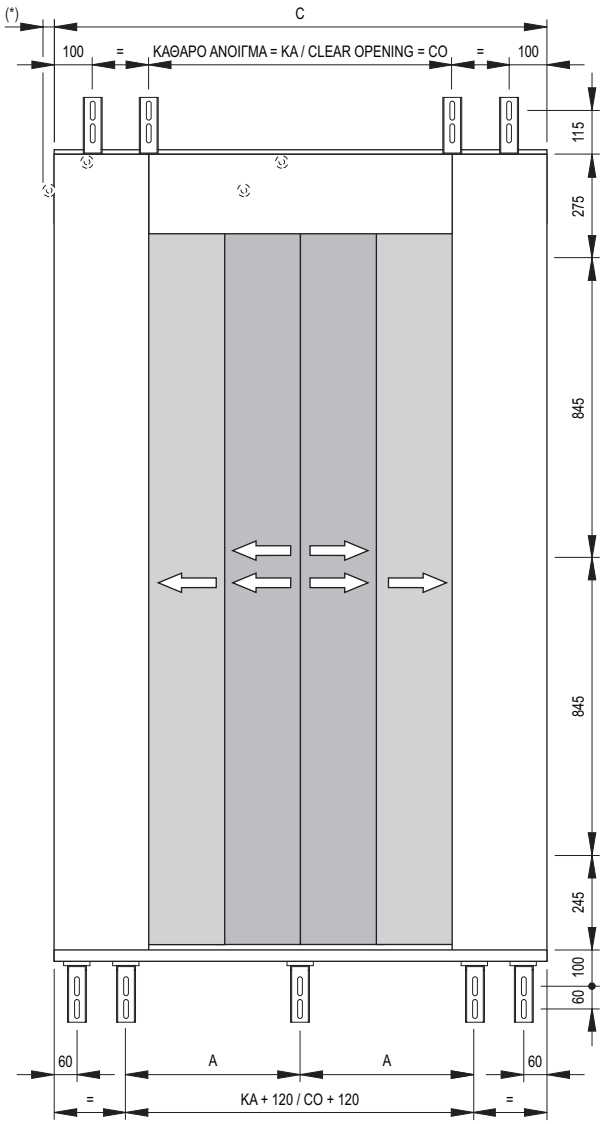

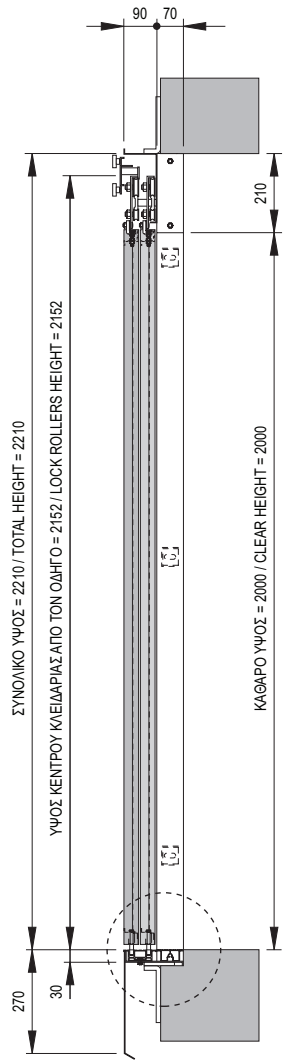

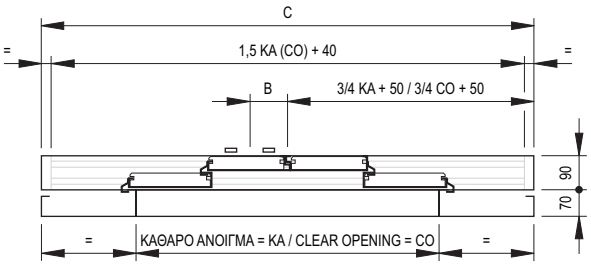

ΛΕΠΤΟΜΕΡΕΙΑ ΟΔΗΓΟΥ
FLUSH SILL AND TRACK DETAIL

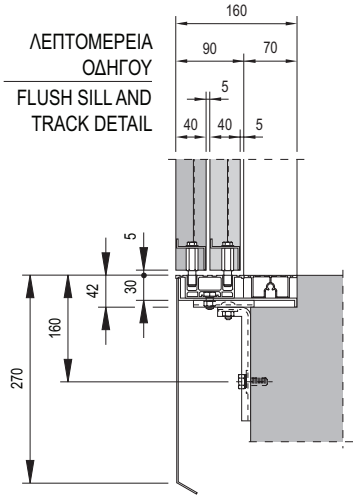

KA / CO	600	650	700	750	800	900	1000	1100
A	360	385	410	435	460	340	373	407
B	100	100	100	100	100	100	160	160
C	1000	1075	1150	1225	1300	1450	1600	1750
S	5	5	5	5	5	6	6	7
T	9	9	9	9	9	10	10	11

S: Αριθμός στηριγμάτων για κατωκάσι. T: Αριθμός στηριγμάτων συνολικά.
S: Number of supports for sill support. T: Total number of supports.

ΠΟΡΤΑ ΟΡΟΦΟΥ ΚΕΝΤΡΙΚΗ 4ΦΥΛΛΗ
4 PANEL CENTRE PARTING LANDING DOOR

KLEFER Automatic Lift Doors

Πόρτα με φαρδύ κάσωμα και δύο κλειδαριές
Door with infill panels and two locking devices

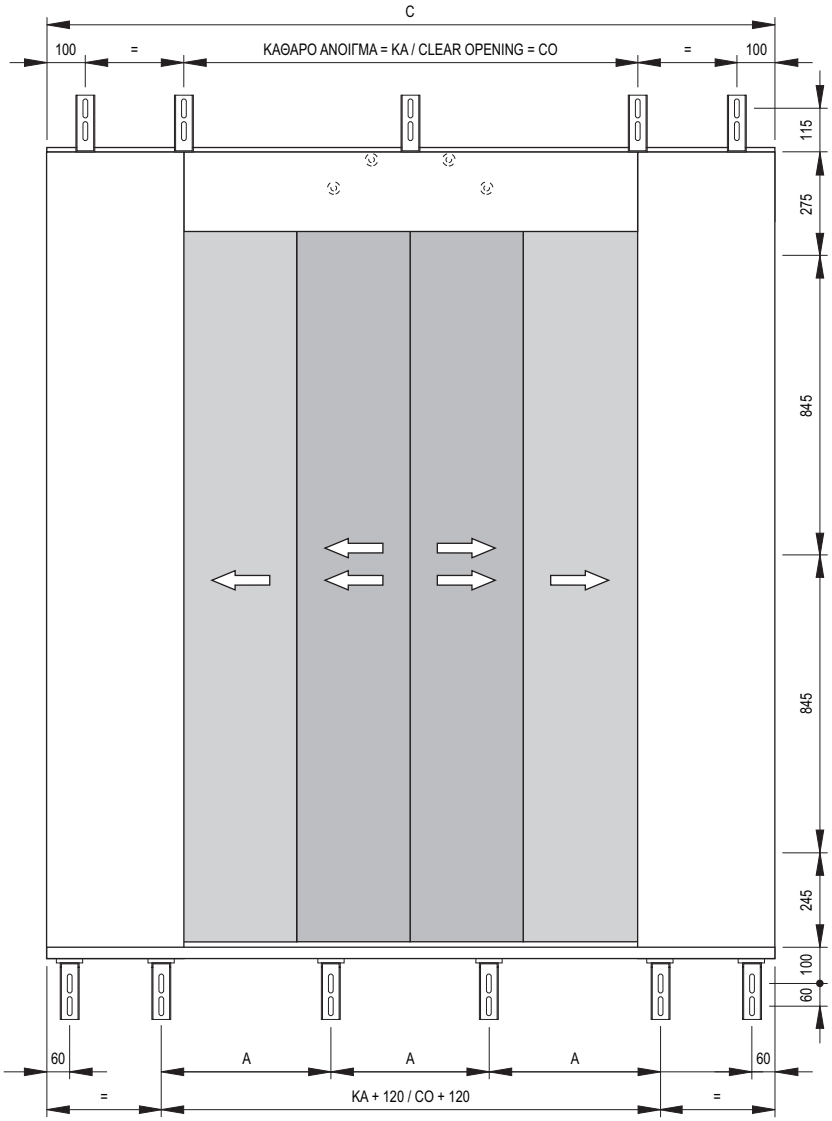

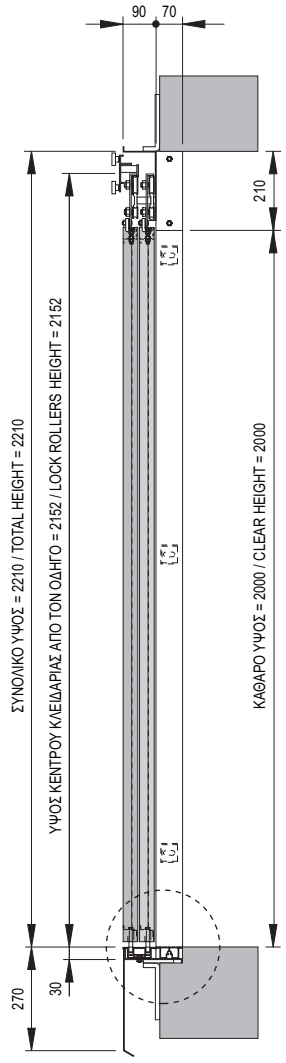

ΛΕΠΤΟΜΕΡΕΙΑ ΟΔΗΓΟΥ
FLUSH SILL AND TRACK DETAIL

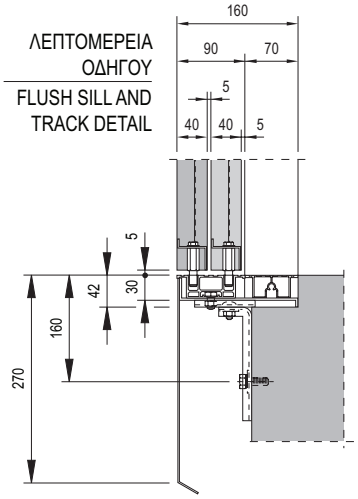

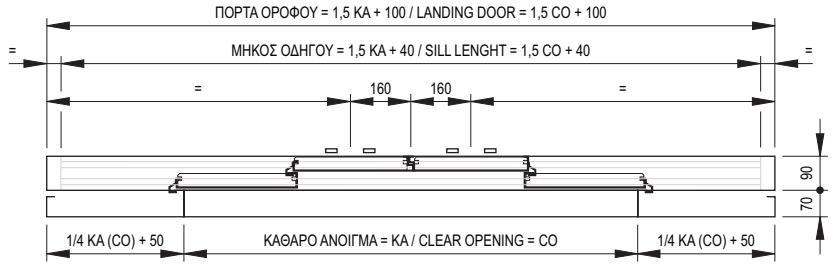

KA / CO	1200	1300	1400	1500	1600	1700	1800	1900	2000	2100	2200	2300	2400
A	330	355	380	324	344	364	384	404	353	370	387	403	360
C	1900	2050	2200	2350	2500	2650	2800	2950	3100	3250	3400	3550	3700
S	7	7	8	8	8	9	9	9	10	10	10	11	11
T	12	12	13	13	13	14	15	15	16	16	16	16	17

S: Αριθμός στηριγμάτων για κατωκάσι. T: Αριθμός στηριγμάτων συνολικά.
S: Number of supports for sill support. T: Total number of supports.

Πόρτα με μία κλειδαριά
Door with one locking device

*: ΣΤΗ ΘΕΣΗ ΑΝΟΙΓΜΑΤΟΣ Η ΚΛΕΙΔΑΡΙΑ ΠΡΟΕΞΕΧΕΙ 40 mm ΣΤΟ ΑΝΟΙΓΜΑ 600 ΚΑΙ 15 mm ΣΤΟ 700.
*: IN OPEN DOOR POSITION, THE LOCKING DEVICE STICKS OUT 40 mm IN CO 600 AND 15 mm IN CO 700.

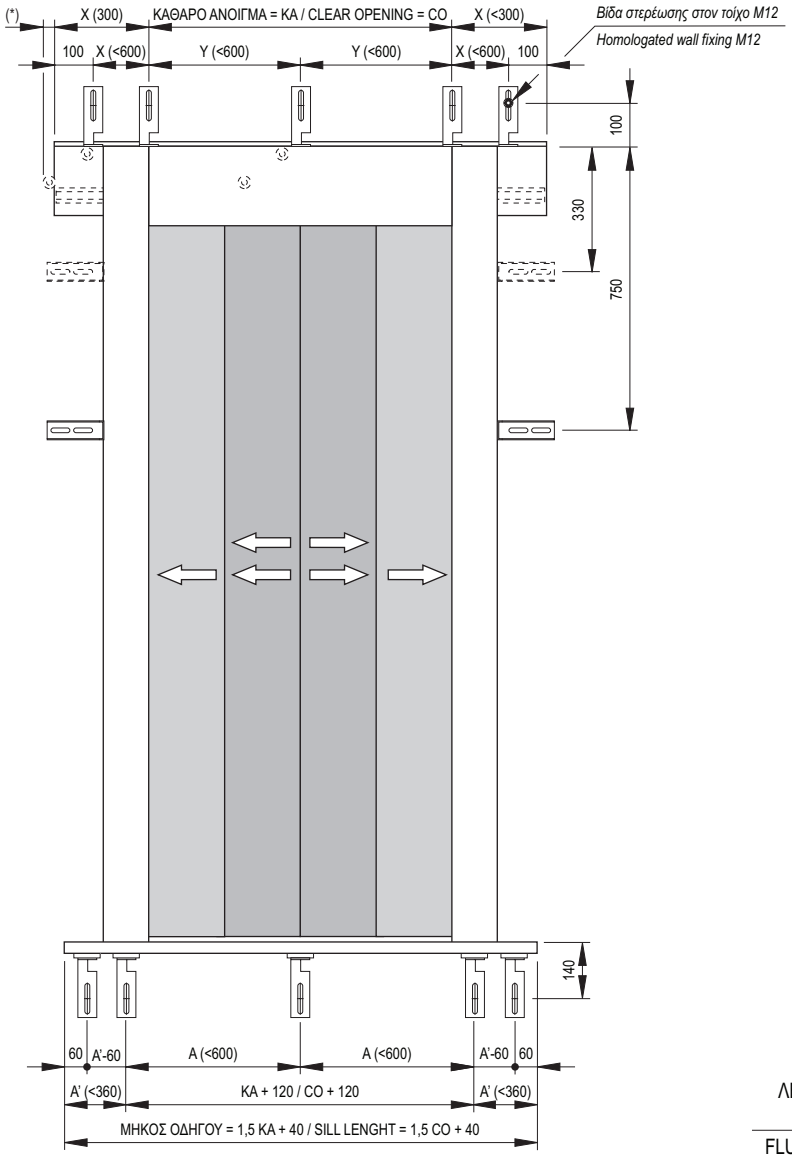

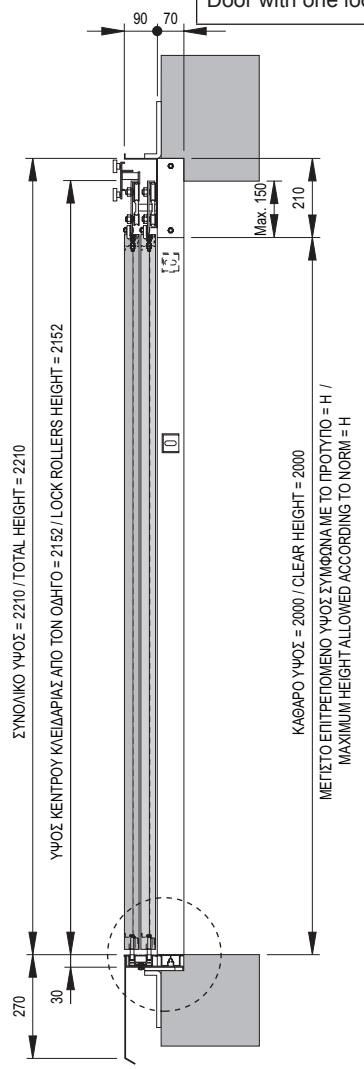

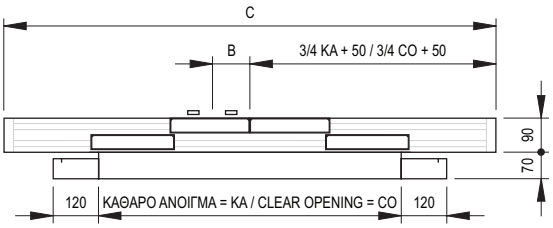

ΛΕΠΤΟΜΕΡΕΙΑ ΟΔΗΓΟΥ
FLUSH SILL AND TRACK DETAIL

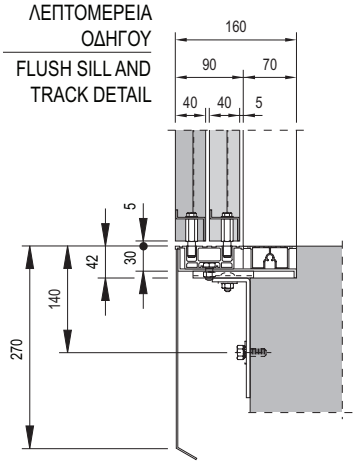

KA / CO	600	650	700	750	800	900	1000	1100
A	360	385	410	435	460	340	373	407
A'	140	152	165	177	190	215	240	265
B	100	100	100	100	100	100	160	160
C	1000	1075	1150	1225	1300	1450	1600	1750
X	200	212	225	237	250	275	300	225
Y	600	325	350	375	400	450	500	550
H	≤2500							
R	2	3	3	3	3	3	3	5
S	3	3	3	3	3	4	4	4
T	7	8	8	8	8	9	9	11

- Πόρτες πιστοποιημένες TÜV (DIN 18091).
  R: Αριθμός στηριγμάτων για μηχανισμό.
  S: Αριθμός στηριγμάτων για κατωκάσι.
  T: Αριθμός στηριγμάτων συνολικά.

- Doors certified by TÜV (DIN 18091).
  R: Number of supports for landing mechanism.
  S: Number of supprots for sill support.
  T: Total number of supports.

2.8.

ΠΟΡΤΑ ΟΡΟΦΟΥ ΚΕΝΤΡΙΚΗ 4ΦΥΛΛΗ
4 PANEL CENTRE PARTING LANDING DOOR

40/10
DIN 18.091

KLEFER Automatic Lift Doors

Πόρτα με δύο κλειδαριές
Door with two locking device

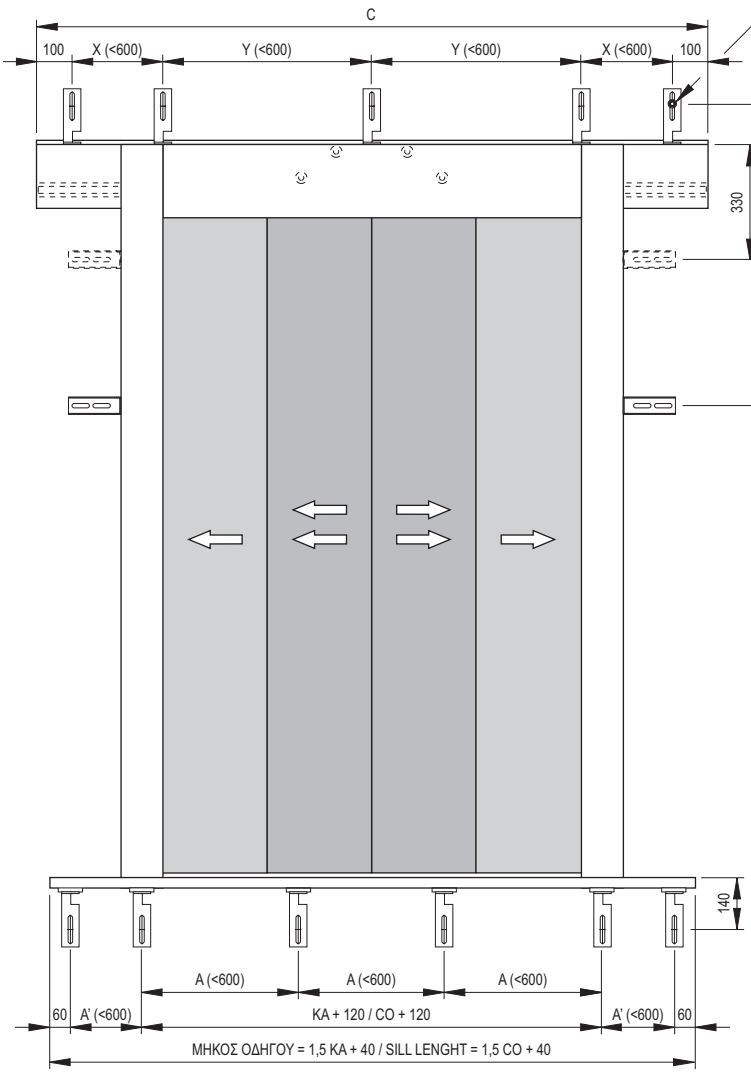

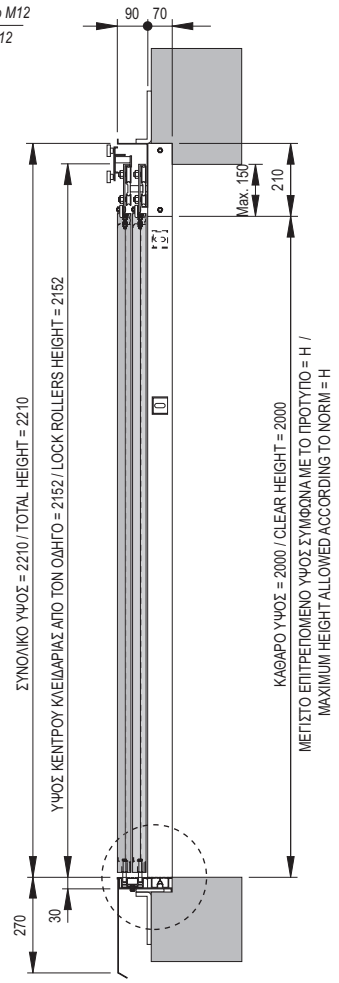

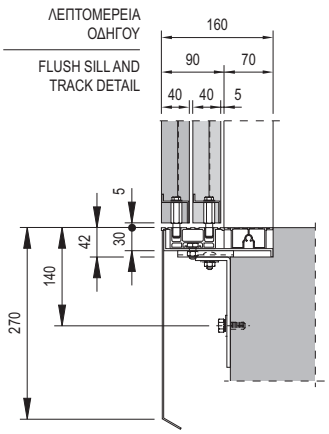

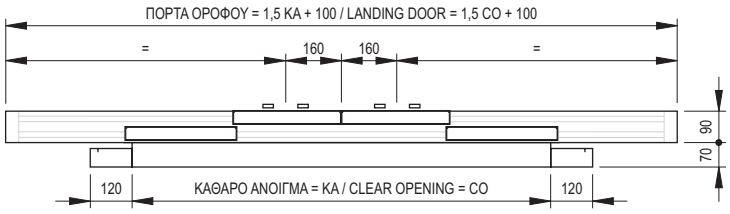

KA / CO	1200	1300	1400	1500	1600	1700	1800	1900	2000	2100	2200	2300	2400	2500	2600	2700	2800	2900	3000
A	330	355	380	324	344	364	384	404	353	370	387	403	360	374	340	352,5	365	377,5	390
A'	290	255	280	305	330	355	380	405	430	455	480	505	530	555	580	302	315	327	340
X	250	275	300	325	350	375	400	425	450	475	500	525	550	575	600	312	325	337	350
Y	600	433	467	500	533	567	600	475	500	525	550	575	600	500	520	540	560	580	600
H	≤2500																	-	
R	5	7	7	8	8	8	8	8	9	9	9	9	10	10	10	12	12	12	12
S	5	6	6	6	6	6	6	7	7	7	7	7	7	8	8	10	10	10	10
T	12	15	15	16	16	16	16	17	18	18	18	18	19	20	20	24	24	24	24

☐ Πόρτες πιστοποιημένες TÜV (DIN 18091). R: Αριθμός στηριγμάτων για μηχανισμό. S: Αριθμός στηριγμάτων για κατωκάσι. T: Αριθμός στηριγμάτων συνολικά.
☐ Doors certified by TÜV (DIN 18091). R: Number of supports for landing mechanism. S: Number of supports for sill support. T: Total number of supports.

Πόρτα με μία κλειδαριά
Door with one locking device

*: ΣΤΗ ΘΕΣΗ ΑΝΟΙΓΜΑΤΟΣ Η ΚΛΕΙΔΑΡΙΑ ΠΡΟΕΞΕΧΕΙ 40 mm ΣΤΟ ΑΝΟΙΓΜΑ 600 ΚΑΙ 15 mm ΣΤΟ 700.
*: IN OPEN DOOR POSITION, THE LOCKING DEVICE STICKS OUT 40 mm IN CO 600 AND 15 mm IN CO 700.

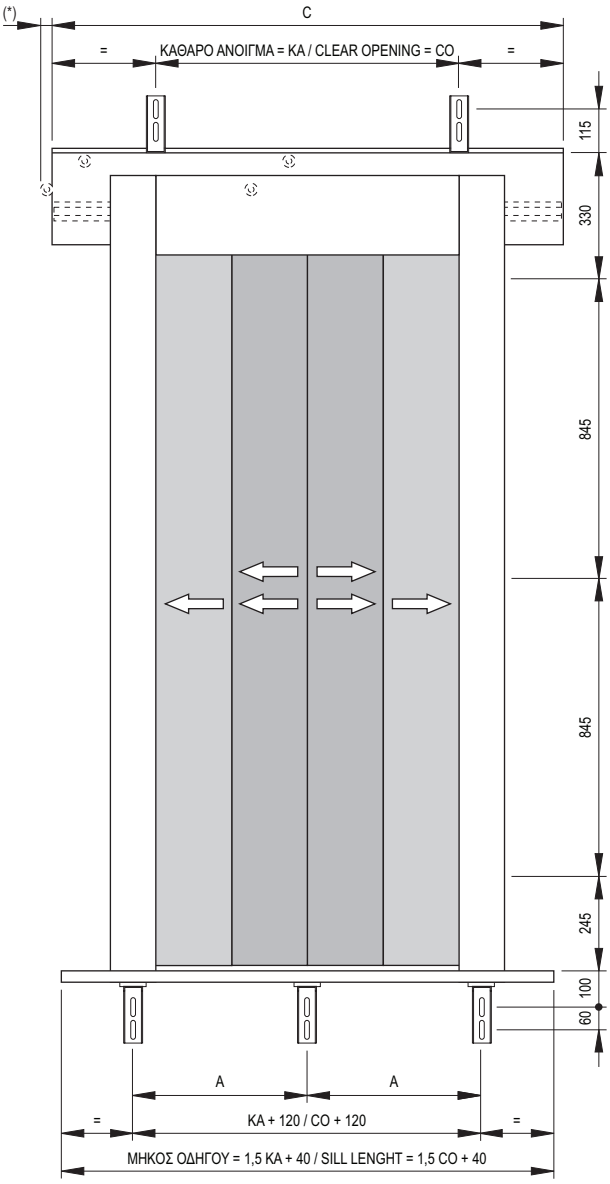

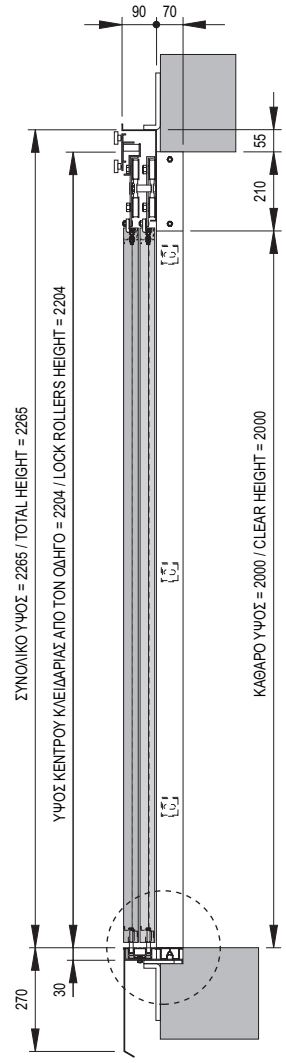

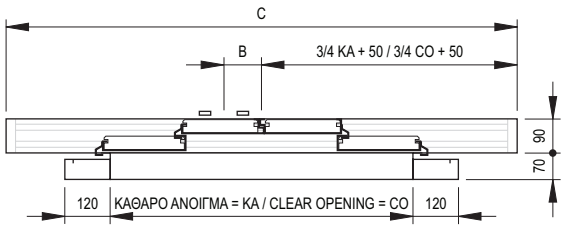

ΛΕΠΤΟΜΕΡΕΙΑ ΟΔΗΓΟΥ
FLUSH SILL AND TRACK DETAIL

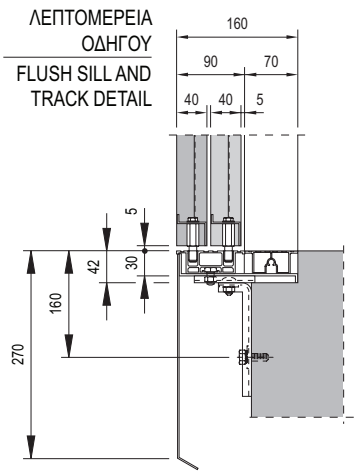

KA / CO	600	650	700	750	800	900	1000	1100
A	360	385	410	435	460	340	373	407
B	100	100	100	100	100	100	160	160
C	1050	1100	1150	1225	1300	1450	1600	1750
S	3	3	3	3	3	4	4	4
T	5	5	5	5	5	6	6	6

S: Αριθμός στηριγμάτων για κατωκάσι. T: Αριθμός στηριγμάτων συνολικά.
S: Number of supports for sill support. T: Total number of supports.

ΠΟΡΤΕΣ ΟΡΟΦΟΥ ΚΕΝΤΡΙΚΗ 4ΦΥΛΛΗ
4 PANEL CENTRE PARTING LANDING DOOR

KLEFER Automatic Lift Doors

Πόρτα με δύο κλειδαριές
Door with two locking device

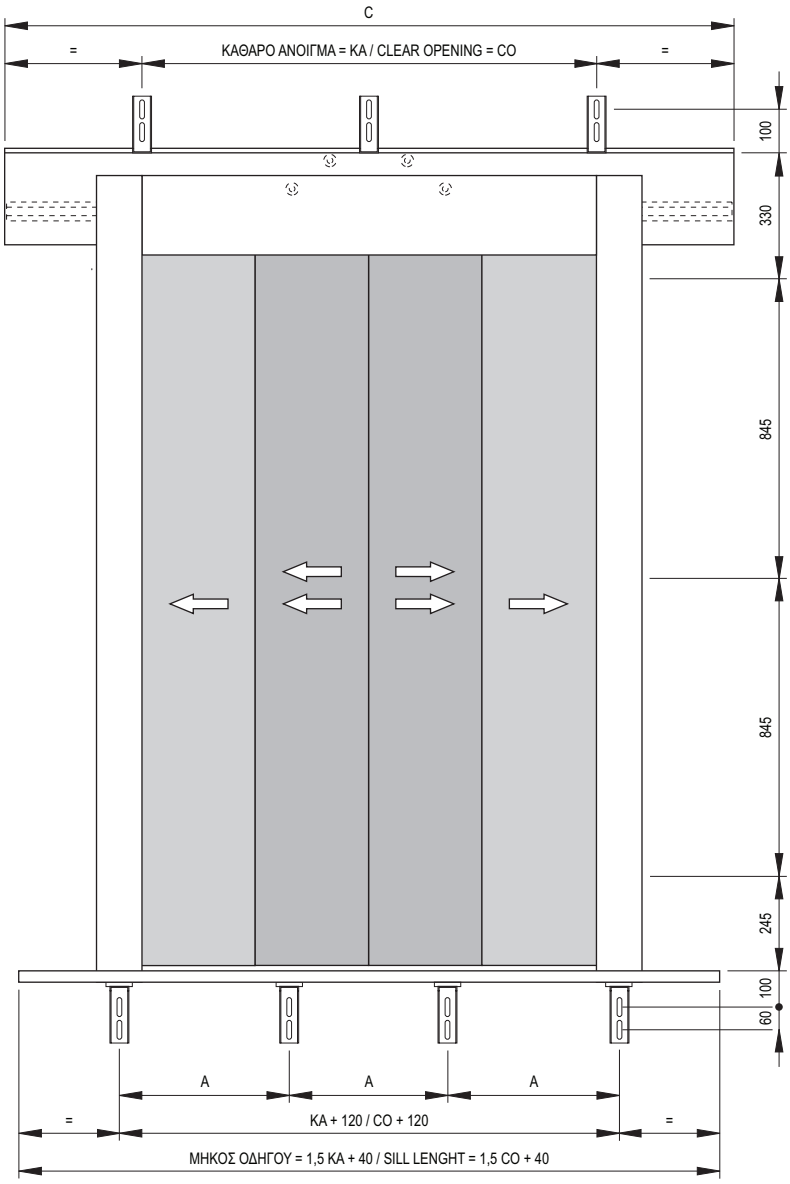

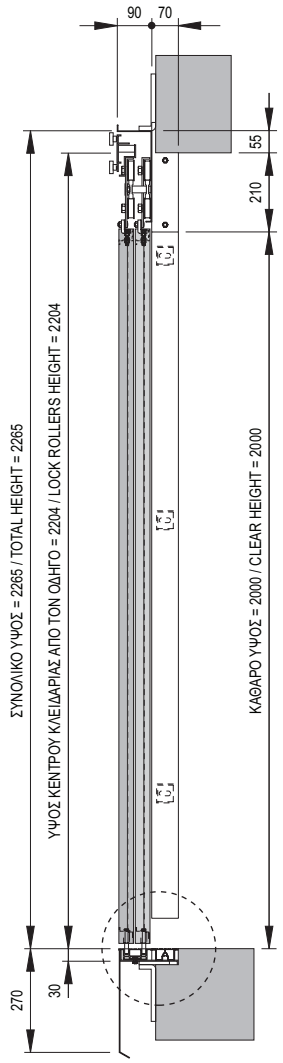

ΛΕΠΤΟΜΕΡΕΙΑ ΟΔΗΓΟΥ
FLUSH SILL AND TRACK DETAIL

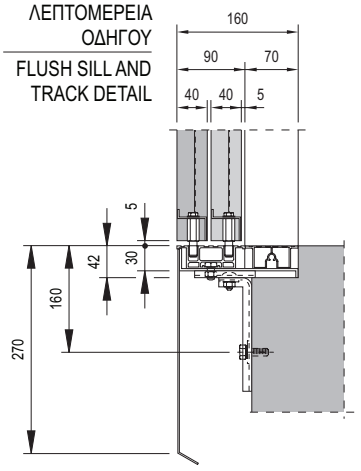

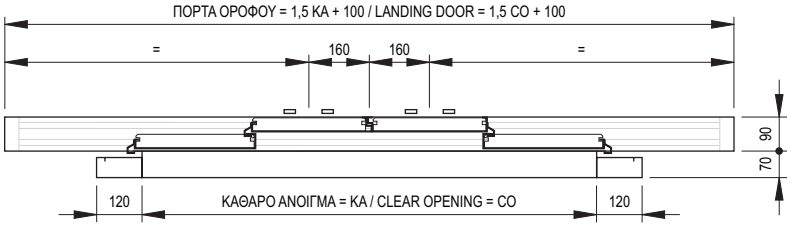

KA / CO	1200	1300	1400	1500	1600	1700	1800	1900	2000	2100	2200	2300	2400	2500	2600	2700	2800	2900	3000
A	330	355	380	324	344	364	384	404	353	370	387	403	360	374	340	352,5	365	377,5	390
C	1900	2050	2200	2350	2500	2650	2800	2950	3100	3250	3400	3550	3700	3850	4000	4150	4300	4450	4600
S	5	5	5	6	6	7	7	7	7	8	8	9	9	9	10	10	10	11	11
T	8	8	9	9	9	10	11	11	12	12	12	13	14	14	15	15	15	16	17

S: Αριθμός στηριγμάτων για κατωκάσι. T: Αριθμός στηριγμάτων συνολικά.
S: Number of supports for sill support. T: Total number of supports.

Πόρτα με μία κλειδαριά
Door with one locking device

*: ΣΤΗ ΘΕΣΗ ΑΝΟΙΓΜΑΤΟΣ Η ΚΛΕΙΔΑΡΙΑ ΠΡΟΕΞΕΧΕΙ 40 mm ΣΤΟ ΑΝΟΙΓΜΑ 600 ΚΑΙ 15 mm ΣΤΟ 700.
*: *IN OPEN DOOR POSITION, THE LOCKING DEVICE STICKS OUT 40 mm IN CO 600 AND 15 mm IN CO 700.*

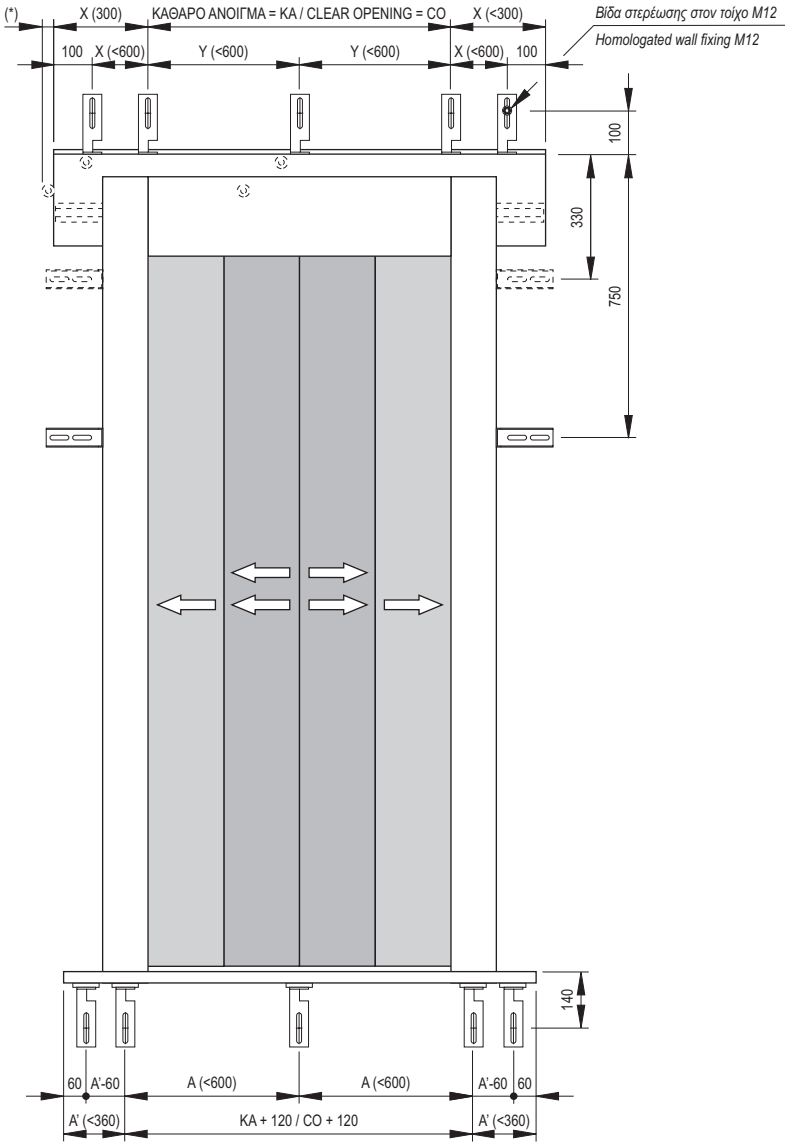

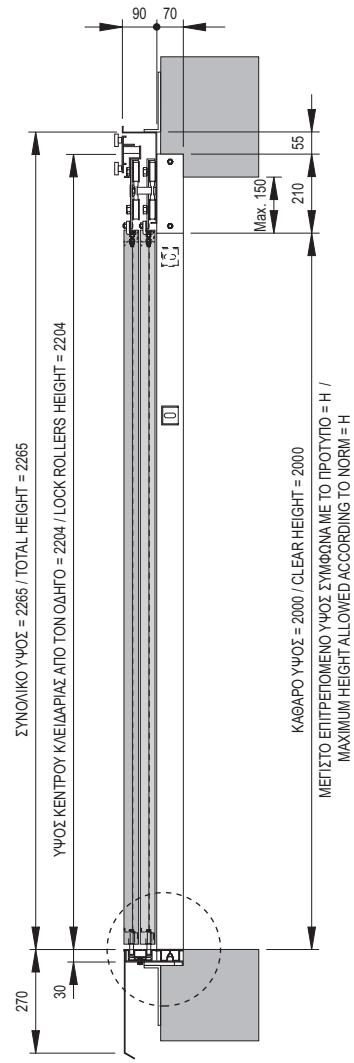

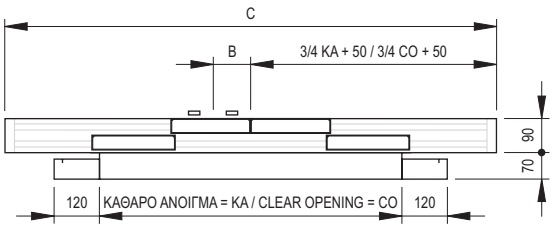

ΛΕΠΤΟΜΕΡΕΙΑ ΟΔΗΓΟΥ
FLUSH SILL AND TRACK DETAIL

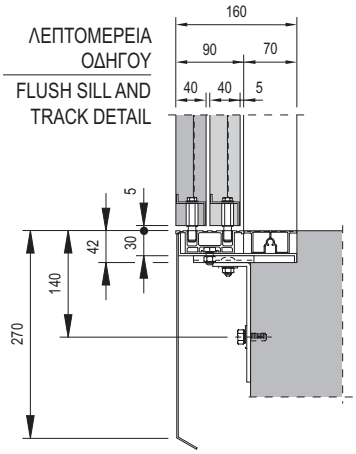

KA / CO	600	650	700	750	800	900	1000	1100
A	360	385	410	435	460	340	373	407
A'	140	152	165	177	190	215	240	265
B	100	100	100	100	100	100	160	160
C	1050	1100	1150	1225	1300	1450	1600	1750
X	200	212	225	237	250	275	300	225
Y	600	325	350	375	400	450	500	550
H	≤2500							
R	2	3	3	3	3	3	3	5
S	3	3	3	3	3	4	4	4
T	7	8	8	8	8	9	9	11

- Πόρτες πιστοποιημένες TÜV (DIN 18091).
  R: Αριθμός στηριγμάτων για μηχανισμό.
  S: Αριθμός στηριγμάτων για κατωκάσι.
  T: Αριθμός στηριγμάτων συνολικά.

- Doors certified by TÜV (DIN 18091).
  R: Number of supports for landing mechanism.
  S: Number of supports for sill support.
  T: Total number of supports.

ΠΟΡΤΑ ΟΡΟΦΟΥ ΚΕΝΤΡΙΚΗ 4ΦΥΛΛΗ
4 PANEL CENTRE PARTING LANDING DOOR

50/11
DIN 18.091

KLEFER Automatic Lift Doors

Πόρτα με δύο κλειδαριές
Door with two locking devices

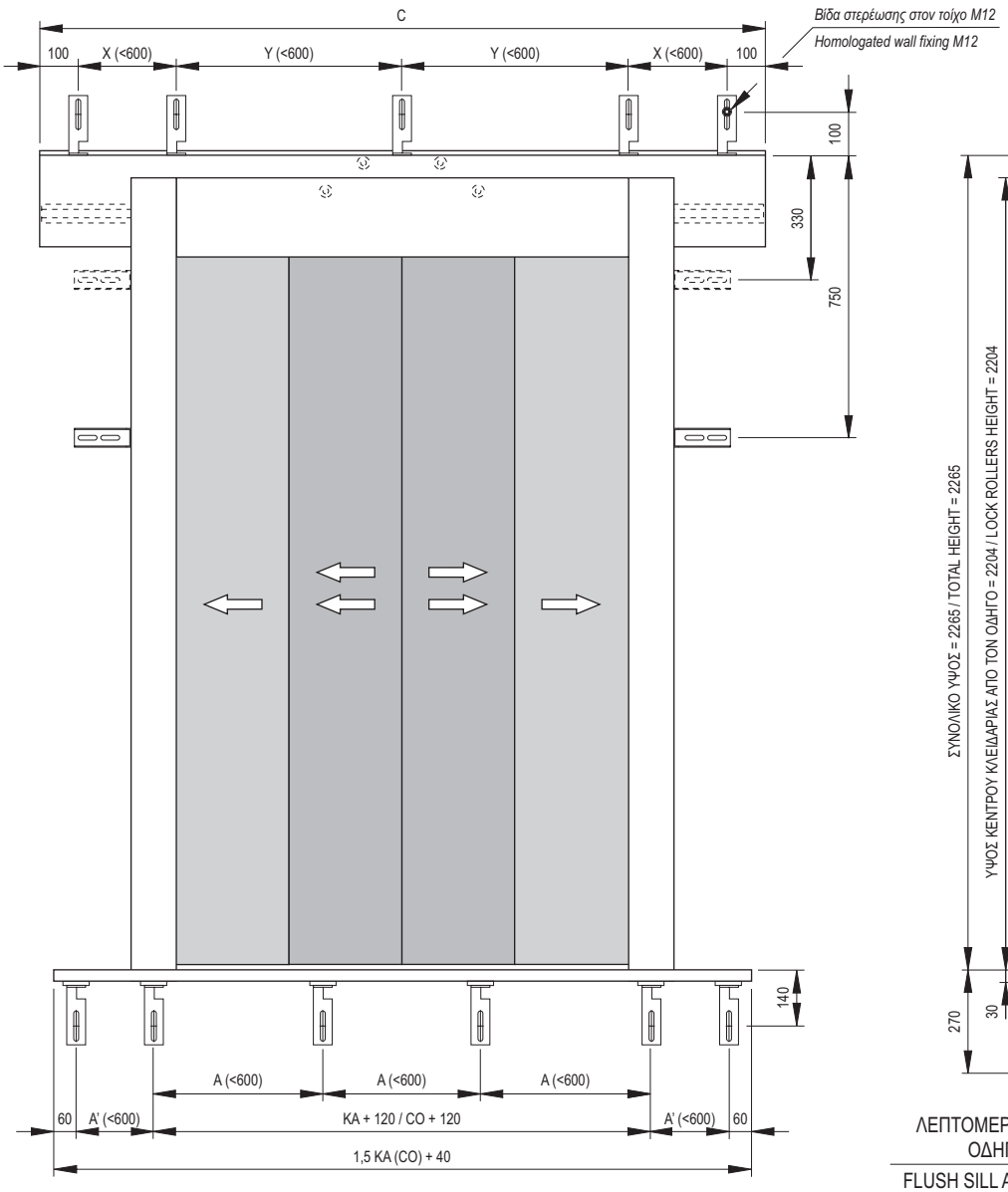

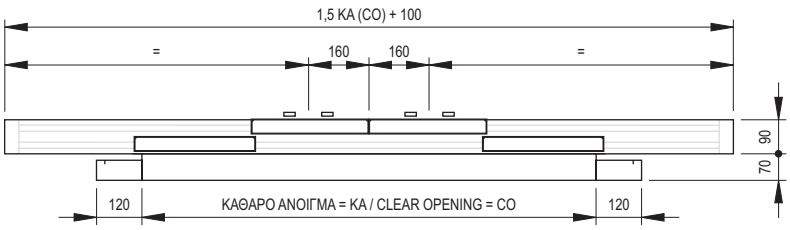

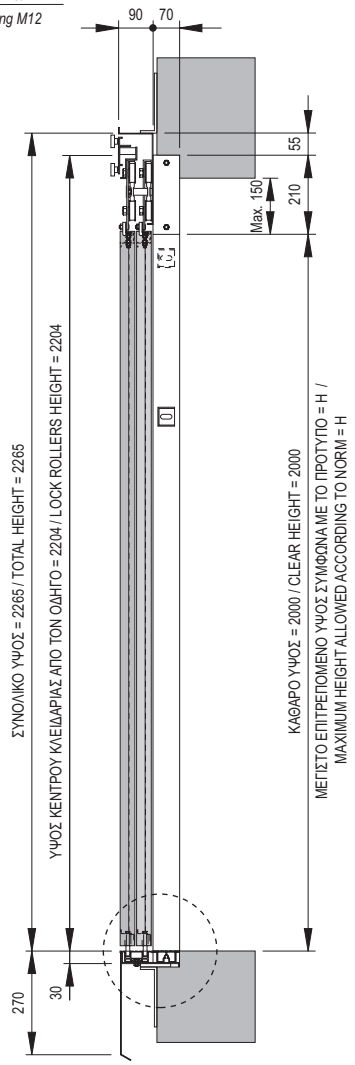

ΛΕΠΤΟΜΕΡΕΙΑ ΟΔΗΓΟΥ
FLUSH SILL AND TRACK DETAIL

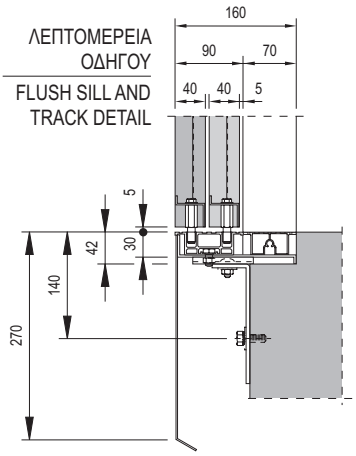

KA / CO	1200	1300	1400	1500	1600	1700	1800	1900	2000	2100	2200	2300	2400	2500	2600	2700	2800	2900	3000
A	330	335	380	324	344	364	384	404	353	370	387	403	360	374	340	352,5	365	377,5	390
A'	290	255	280	305	330	355	380	405	430	455	480	505	530	555	580	302	315	327	340
X	250	275	300	325	350	375	400	425	450	475	500	525	550	575	600	312	325	337	350
Y	600	433	467	500	533	567	600	475	500	525	550	575	600	500	520	540	560	580	600
H	2900	≤2500																	
R	5	7	7	8	8	8	8	8	9	9	9	9	10	10	10	12	12	12	12
S	5	6	6	6	6	6	6	7	7	7	7	7	7	8	8	10	10	10	10
T	12	15	15	16	16	16	16	17	18	18	18	18	19	20	20	24	24	24	24

☐ Πόρτες πιστοποιημένες TÜV (DIN 18091). R: Αριθμός στηριγμάτων για μηχανισμό. S: Αριθμός στηριγμάτων για κατωκάσι. T: Αριθμός στηριγμάτων συνολικά.
☐ Doors certified by TÜV (DIN 18091). R: Number of supports for landing mechanism. S: Number of supports for sill support. T: Total number of supports.

ΣΥΝΕΡΓΑΣΙΑ ΨΑΛΙΔΙΟΥ ΚΛΕΙΔΑΡΙΑΣ
COUPLING ARRANGEMENT BETWEEN SKATE AND LOCK

Πόρτα ορόφου κεντρική 4φυλλη μοντέλο 40/10
4 panel centre parting landing door model 40/10

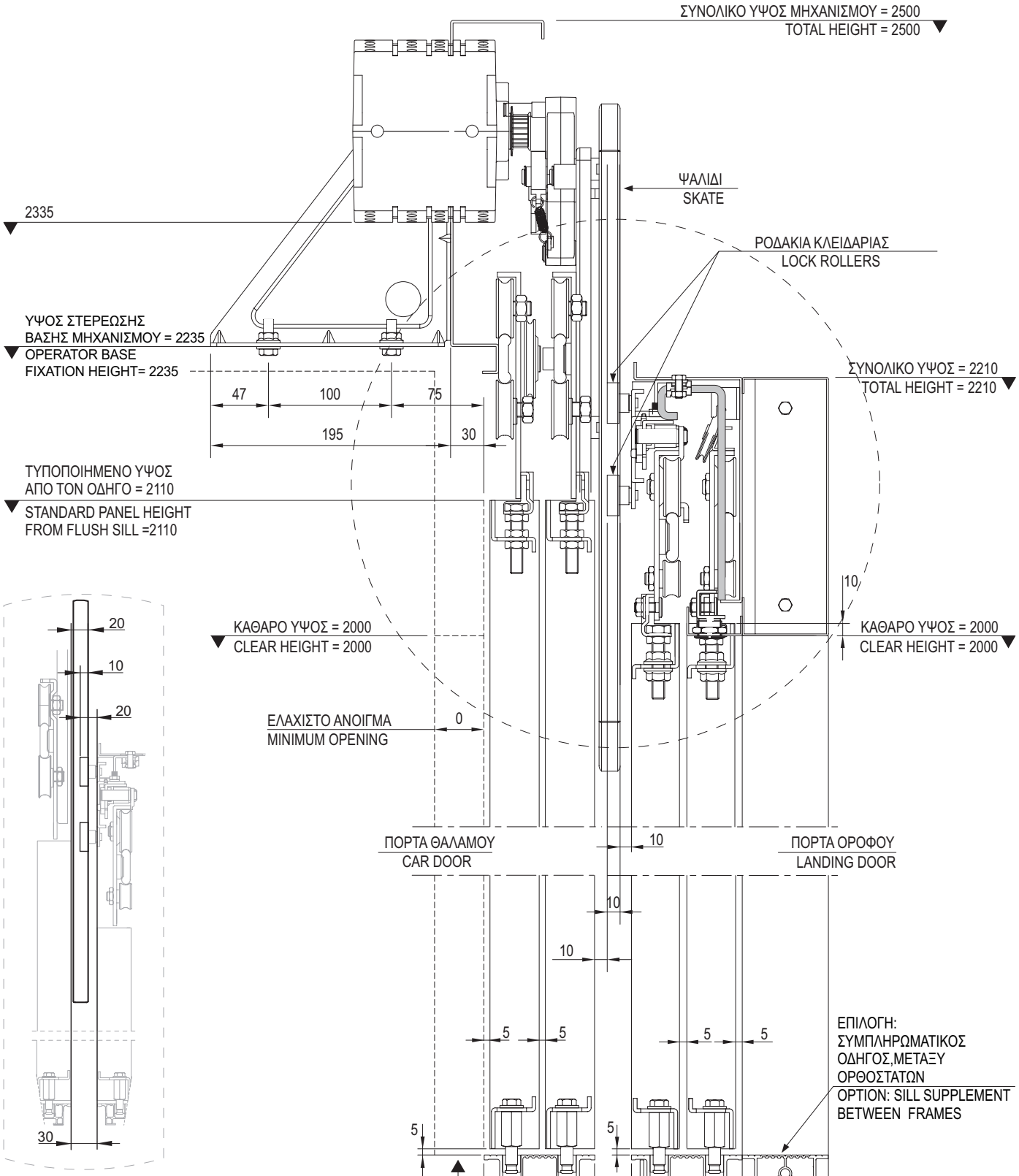

Θέση ψαλιδιού σε σχέση με τα ροδάκια της κλειδαριάς.

Skate situation in relation to the locking device rollers.

ΣΥΝΕΡΓΑΣΙΑ ΨΑΛΙΔΙΟΥ ΚΛΕΙΔΑΡΙΑΣ
COUPLING ARRANGEMENT BETWEEN SKATE AND LOCK

KLEFER Automatic Lift Doors

Πόρτα ορόφου κεντρική 4φυλλη μοντέλο 50/11
4 panel centre parting landing door model 50/11

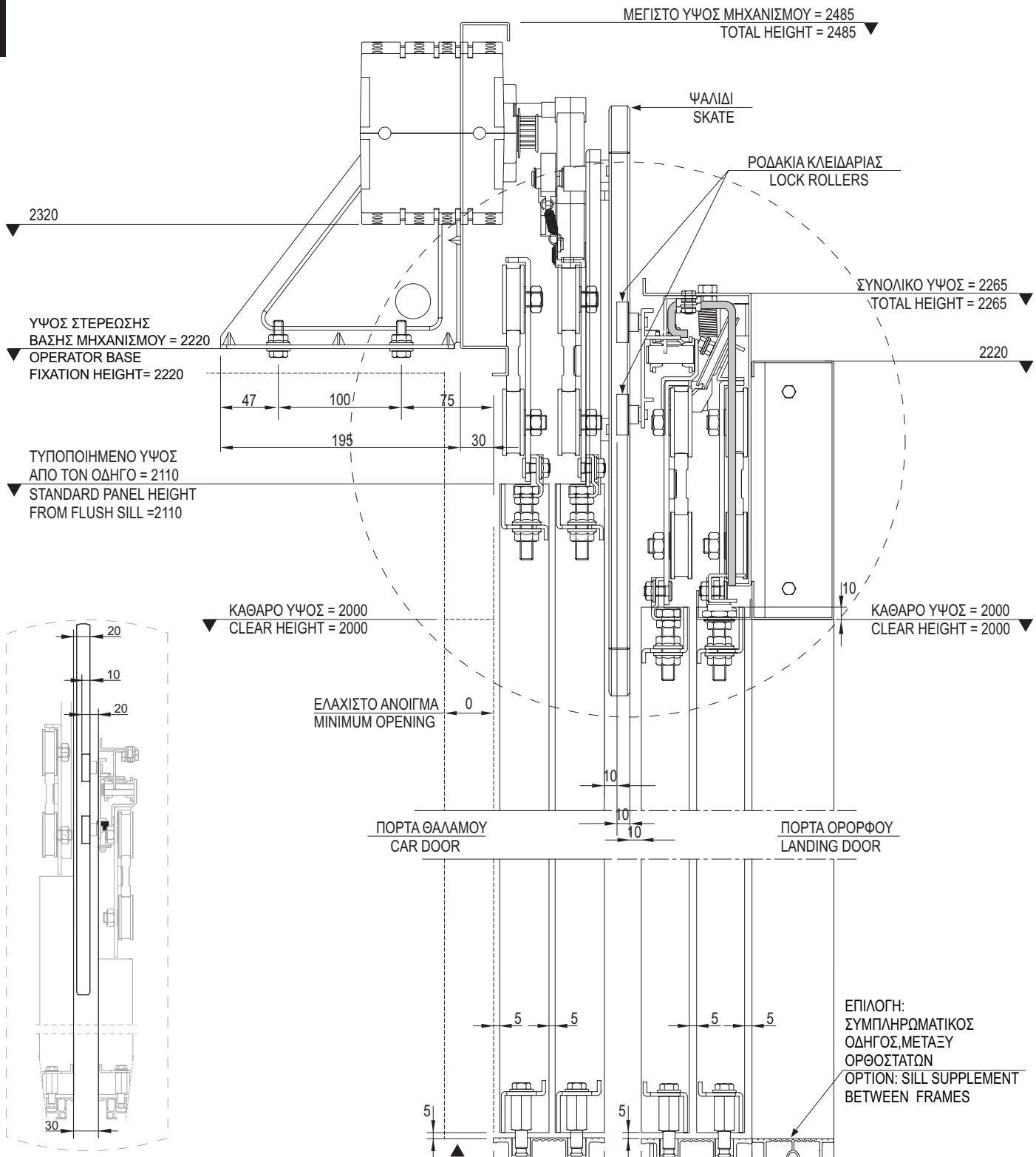

Θέση ψαλιδιού σε σχέση με τα ροδάκια της κλειδαριάς.

Skate situation in relation to the locking device rollers.